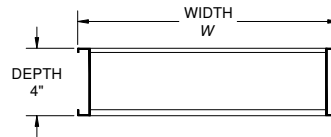
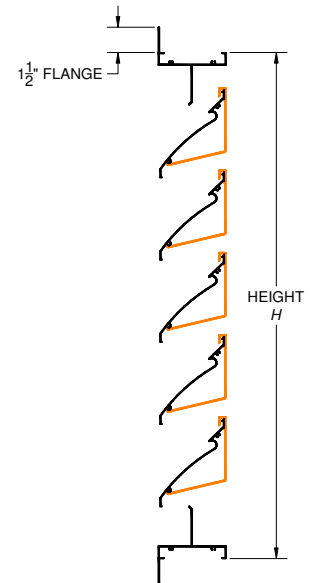
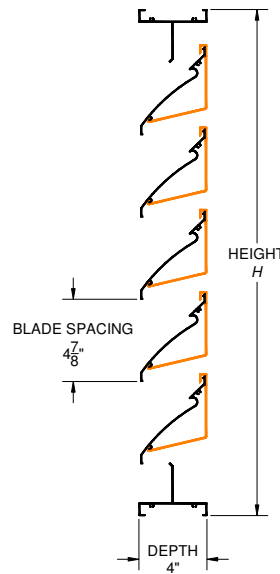
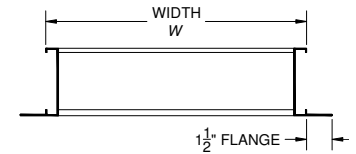


MODEL: 2420
FRAME: CHANNEL FRAME
DUCT-MOUNT (DM)



MODEL: 2425
FRAME: FLANGE FRAME
FLANGE-MOUNT (FM)



PERFORMANCE			
LOUVER UNIT SIZE	TOTAL AREA	FREE AREA	FREE AREA
48" x 48"	16 ft ²	8.0 ft ²	50.0%
(1219 x 1219 mm)	(1.49 m ²)	(0.74 m ²)	
BEGINNING POINT OF WATER PENETRATION AT 0.01 oz./ft ² FREE AREA:			638 FPM

STANDARD CONSTRUCTION	
DEPTH:	4" (102 mm)
MATERIAL:	EXTRUDED ALUMINUM - 6063-T5 ALLOY
FRAME THICKNESS:	0.065" (1.65 mm)
BLADE THICKNESS:	0.072" (1.82 mm)
BLADE ANGLE:	45°
BLADE CENTRES:	4.875" (124 mm)
BIRDSCREEN:	19 GA. GALVANIZED BIRDSCREEN - 1/2" x 1/2" OPENINGS
FINISH:	MILL

SIZE LIMITATIONS: SINGLE SECTION LOUVER		
	MINIMUM	MAXIMUM
WIDTH	12" (305 mm)	72" (1829 mm)
HEIGHT	12" (305 mm)	120" (3048 mm)
AREA	1 ft ² (0.09 m ²)	60 ft ² (5.57 m ²)

*LOUVER WILL BE MANUFACTURED 1/4" (6.4 mm) SMALLER (SINGLE SECTION) AND 1/2" (12.7 mm) SMALLER (MULTIPLE SECTION) THAN GIVEN OPENING DIMENSIONS UNLESS OTHERWISE SPECIFIED

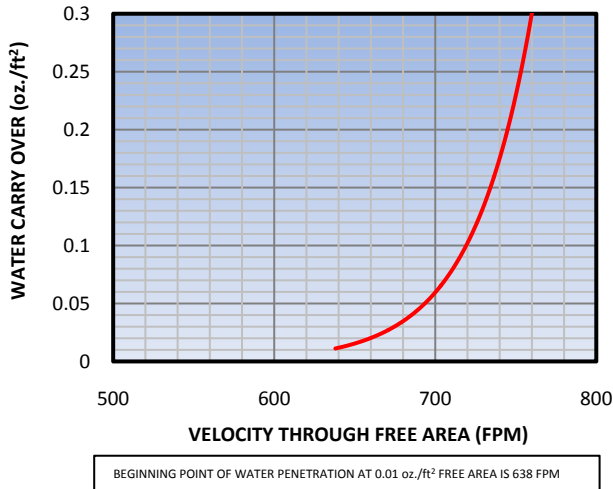
AVAILABLE ACCESSORIES		
FINISH: <ul style="list-style-type: none"> • BAKED ENAMEL FINISH • DURANAR FINISH • ANODIZED FINISH <ul style="list-style-type: none"> ○ CLEAR ANODIZED ○ LIGHT BRONZE ○ MEDIUM BRONZE ○ DARK BRONZE ○ BLACK ANODIZED 	SCREENS: <ul style="list-style-type: none"> • BIRDSCREEN <ul style="list-style-type: none"> ○ 1/2" x 1/2" INTER CRIMPED ALUMINUM ○ ALUMINUM BIRDSCREEN WITH FRAME • INSECT SCREEN <ul style="list-style-type: none"> ○ 18 x 14 MESH 	BLANK-OFF PANELS (ALUMINUM): VARIOUS GAUGES <ul style="list-style-type: none"> • NON-INSULATED BLANK-OFF PANELS • INSULATED BLANK-OFF PANELS <ul style="list-style-type: none"> ○ 1" (25.4 mm) INSULATION ○ 2" (50.8 mm) INSULATION
<ul style="list-style-type: none"> • EXTENDED SILLS • SECURITY BARS • FILTER RACKS • STAINLESS STEEL FASTENERS • HINGED ACCESS DOORS • ALL WELDED CONSTRUCTION • CUSTOM GEOMETRIC SHAPES • MONUMENTAL CONSTRUCTION WITH HEAVY GAUGE MATERIAL • CONTINUOUS LINE CONSTRUCTION WITH HIDDEN MULLIONS TO PROVIDE AN UNINTERRUPTED APPEARANCE 		

FREE AREA (Sq. Ft.)

		WIDTH (INCHES)															
		12	16	20	24	28	32	36	40	44	48	52	56	60	64	68	72
12	HEIGHT (INCHES)	0.24	0.33	0.42	0.51	0.60	0.69	0.78	0.87	0.96	1.05	1.14	1.23	1.32	1.41	1.50	1.59
16	HEIGHT (INCHES)	0.42	0.58	0.74	0.90	1.06	1.21	1.37	1.53	1.69	1.85	2.01	2.17	2.33	2.49	2.65	2.81
20	HEIGHT (INCHES)	0.59	0.81	1.04	1.26	1.48	1.71	1.93	2.16	2.38	2.61	2.83	3.05	3.28	3.50	3.73	3.95
24	HEIGHT (INCHES)	0.76	1.06	1.35	1.64	1.93	2.22	2.51	2.80	3.09	3.39	3.68	3.97	4.26	4.55	4.84	5.13
28	HEIGHT (INCHES)	0.93	1.29	1.64	2.00	2.36	2.71	3.07	3.42	3.78	4.13	4.49	4.85	5.20	5.56	5.91	6.27
32	HEIGHT (INCHES)	1.09	1.50	1.92	2.33	2.75	3.16	3.58	3.99	4.41	4.82	5.24	5.65	6.07	6.48	6.90	7.31
36	HEIGHT (INCHES)	1.25	1.73	2.20	2.68	3.15	3.63	4.11	4.58	5.06	5.53	6.01	6.49	6.96	7.44	7.91	8.39
40	HEIGHT (INCHES)	1.44	1.99	2.54	3.09	3.64	4.19	4.74	5.29	5.84	6.39	6.94	7.49	8.04	8.59	9.14	9.69
44	HEIGHT (INCHES)	1.61	2.22	2.84	3.45	4.06	4.67	5.29	5.90	6.51	7.13	7.74	8.35	8.97	9.58	10.19	10.80
48	HEIGHT (INCHES)	2.00	2.67	3.33	4.01	4.67	5.33	6.02	6.67	7.33	8.00	8.67	9.33	10.01	10.67	11.34	12.03
52	HEIGHT (INCHES)	1.95	2.70	3.44	4.19	4.93	5.68	6.42	7.17	7.91	8.66	9.40	10.15	10.89	11.64	12.38	13.12
56	HEIGHT (INCHES)	2.11	2.92	3.72	4.53	5.33	6.13	6.94	7.74	8.55	9.35	10.16	10.96	11.77	12.57	13.38	14.18
60	HEIGHT (INCHES)	2.29	3.16	4.04	4.91	5.78	6.65	7.53	8.40	9.27	10.15	11.02	11.89	12.76	13.64	14.51	15.38
64	HEIGHT (INCHES)	2.46	3.40	4.34	5.27	6.21	7.15	8.09	9.02	9.96	10.90	11.84	12.77	13.71	14.65	15.59	16.52
68	HEIGHT (INCHES)	2.64	3.64	4.64	5.65	6.65	7.66	8.66	9.66	10.67	11.67	12.68	13.68	14.68	15.69	16.69	17.70
72	HEIGHT (INCHES)	2.81	3.88	4.95	6.02	7.09	8.16	9.23	10.30	11.37	12.44	13.51	14.58	15.65	16.72	17.79	18.86
76	HEIGHT (INCHES)	2.96	4.09	5.22	6.35	7.48	8.61	9.74	10.87	12.00	13.13	14.26	15.39	16.51	17.64	18.77	19.90
80	HEIGHT (INCHES)	3.12	4.31	5.50	6.69	7.88	9.07	10.26	11.45	12.63	13.82	15.01	16.20	17.39	18.58	19.77	20.96
84	HEIGHT (INCHES)	3.31	4.57	5.83	7.09	8.35	9.61	10.87	12.13	13.39	14.65	15.91	17.17	18.43	19.69	20.95	22.21
88	HEIGHT (INCHES)	3.48	4.81	6.13	7.46	8.78	10.11	11.43	12.76	14.09	15.41	16.74	18.06	19.39	20.71	22.04	23.37
92	HEIGHT (INCHES)	3.66	5.05	6.45	7.84	9.24	10.63	12.03	13.42	14.81	16.21	17.60	19.00	20.39	21.78	23.18	24.57
96	HEIGHT (INCHES)	3.83	5.29	6.75	8.21	9.67	11.13	12.58	14.04	15.50	16.96	18.42	19.88	21.34	22.80	24.26	25.72
100	HEIGHT (INCHES)	3.99	5.51	7.03	8.54	10.06	11.58	13.10	14.62	16.14	17.66	19.18	20.70	22.22	23.73	25.25	26.77
104	HEIGHT (INCHES)	4.16	5.75	7.34	8.92	10.51	12.09	13.68	15.27	16.85	18.44	20.02	21.61	23.20	24.78	26.37	27.96
108	HEIGHT (INCHES)	4.33	5.98	7.64	9.29	10.94	12.59	14.24	15.89	17.54	19.19	20.84	22.49	24.14	25.79	27.45	29.10
112	HEIGHT (INCHES)	4.51	6.22	7.94	9.66	11.38	13.09	14.81	16.53	18.25	19.96	21.68	23.40	25.11	26.83	28.55	30.27
116	HEIGHT (INCHES)	4.69	6.48	8.27	10.06	11.84	13.63	15.42	17.21	18.99	20.78	22.57	24.36	26.14	27.93	29.72	31.51
120	HEIGHT (INCHES)	4.84	6.68	8.53	10.37	12.21	14.06	15.90	17.74	19.59	21.43	23.28	25.12	26.96	28.81	30.65	32.49

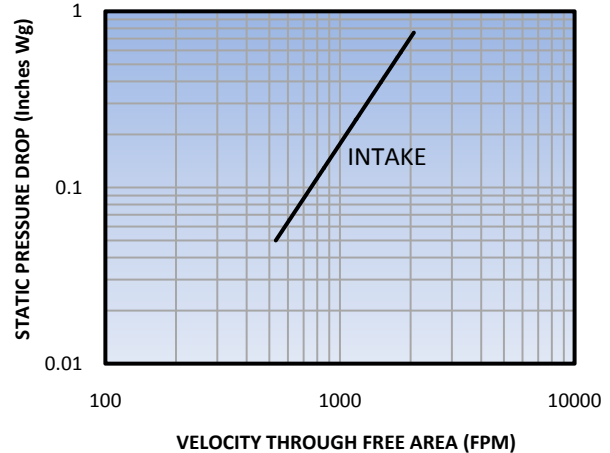
WATER PENETRATION - 2420 / 2425

15 MINUTE DURATION, TEST SIZE 48" x 48"



PRESSURE DROP - 2420 / 2425

FIGURE 5.5, TEST SIZE 48" x 48"



*TEST RESULTS DO NOT INCLUDE THE EFFECTS OF BIRDSCREEN

RECOMMENDED SPECIFICATION

Furnish and install stationary louver models 2420 / 2425 as manufactured by Ventex Inc, Bolton, Ontario. Louvers must be licensed to bear the AMCA seal. Louvers shall be 4" (102 mm) deep. Blades shall be 0.072" (1.82 mm) extruded 6063-T5 aluminum alloy and frame shall be 0.065" (1.65 mm) extruded 6063-T5 aluminum alloy. Louvers shall have 19 gauge galvanized 1/2" x 1/2" birdscreen. All materials shall be factory finished after assembly with Polyester Power Coat in a color selected from the Ventex Color Chart.

CERTIFIED RATINGS

Ventex Inc. certifies that the models 2420 / 2425 shown here are licensed to bear the AMCA Seal. The ratings shown are based on tests and procedures performed in accordance with AMCA Publication 511 and comply with the requirements of the AMCA Certified Ratings Program. The Certified Ratings Seal applies to air performance and water penetration ratings.

